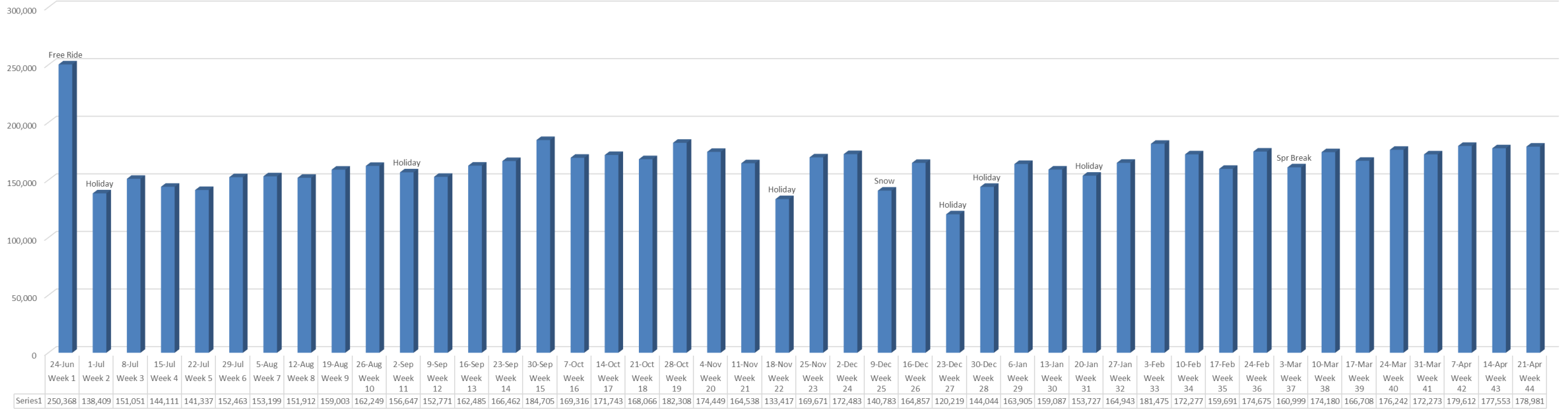


Trend Analysis

Board Presentation

May 21, 2019

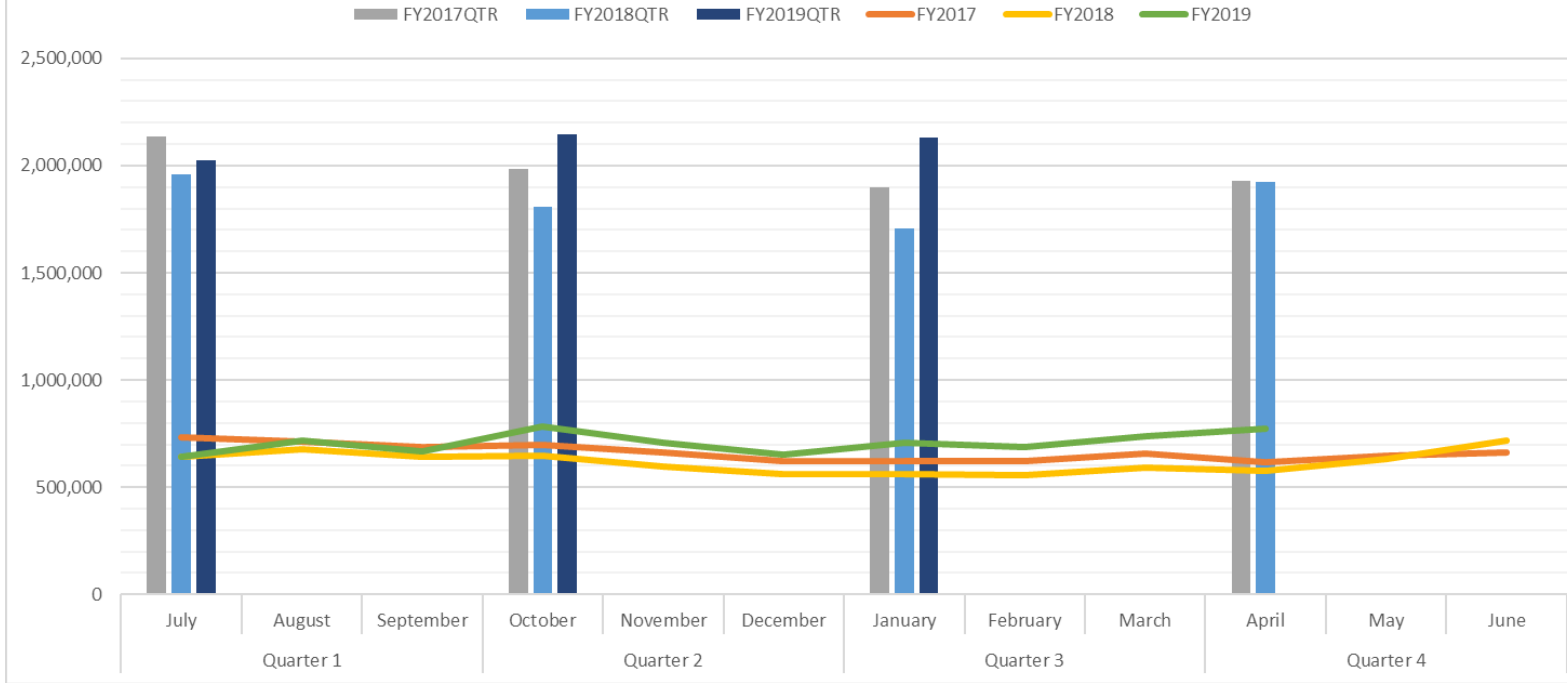
Ridership Trends



Weekly Ridership Trends by Route (Q3/Q4)

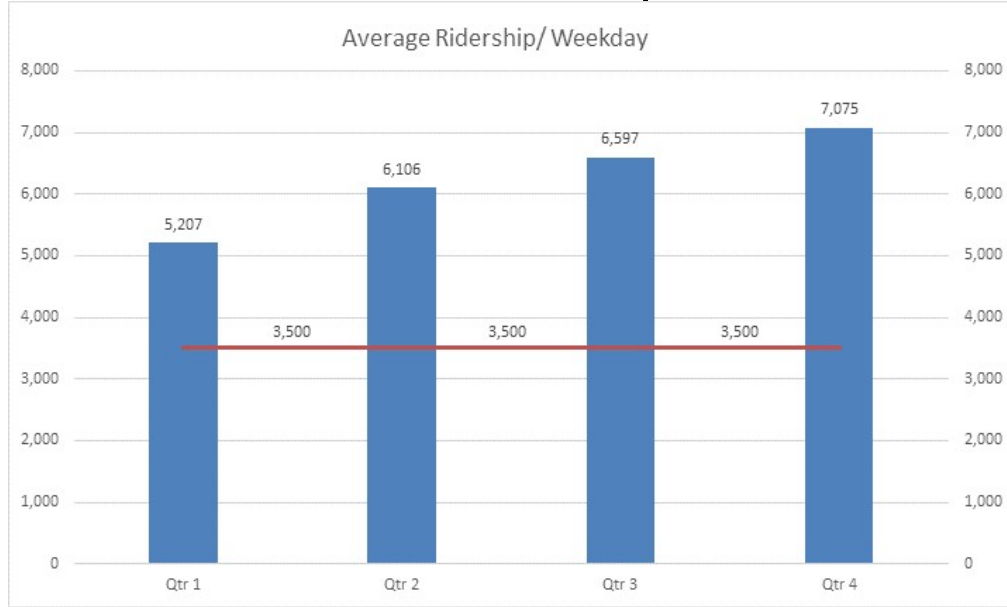
Jurisdiction	Type	Route	Holiday	Week			Holiday	Spr Break												
			Week 28 30-Dec Total	Week 29 6-Jan Total	Week 30 13-Jan Total	Week 31 20-Jan Total	Week 32 27-Jan Total	Week 33 3-Feb Total	Week 34 10-Feb Total	Week 35 17-Feb Total	Week 36 24-Feb Total	Week 37 3-Mar Total	Week 38 10-Mar Total	Week 39 17-Mar Total	Week 40 24-Mar Total	Week 41 31-Mar Total	Week 42 7-Apr Total	Week 43 14-Apr Total	Week 44 21-Apr Total	
Richmond/Henrico	Local	PULSE	31,521	36,717	40,141	37,700	40,847	43,791	43,190	39,411	41,663	34,928	42,652	41,417	42,572	42,507	43,088	41,629	43,064	
Richmond	Local	5	10,444	12,493	12,505	12,485	13,098	14,399	13,591	12,775	13,500	12,586	13,378	12,714	13,624	12,725	13,606	13,230	13,447	
Richmond	Local	8	0	0	0	0	0	0	0	0	0	0	0	0	0	0	0	0	0	
Richmond	Local	12	5,834	6,549	6,031	6,123	6,285	6,765	6,654	6,395	6,345	6,371	6,073	6,042	6,496	6,175	6,749	6,766	6,752	
Richmond	Local	13	1,230	1,228	1,511	1,495	1,379	1,572	1,628	1,531	1,626	1,505	1,648	1,474	1,518	1,403	1,760	1,647	1,514	
Richmond	Local	14	5,128	5,353	5,146	5,367	5,521	5,874	5,561	5,157	5,952	5,652	5,677	5,466	5,677	5,856	6,066	5,957	5,974	
Richmond	Local	20	4,174	4,123	3,864	3,856	4,016	4,465	4,405	4,076	4,485	4,295	4,693	4,273	4,603	4,668	5,005	4,792	4,901	
Richmond	Local	50	1,090	1,140	1,147	1,114	1,224	1,290	1,127	1,040	1,288	1,271	1,317	1,254	1,321	1,348	1,398	1,343	1,320	
Richmond	Express	64	752	1,398	1,069	1,054	1,338	1,283	1,330	1,070	1,300	1,346	1,268	1,288	1,282	1,094	1,290	1,279	1,276	
Richmond	Local	75	129	205	206	174	247	247	255	271	284	265	276	249	310	250	347	302	314	
Richmond	Local	76	405	441	408	411	399	528	409	428	408	450	434	413	412	412	394	408	390	
Richmond	Local	77	701	830	822	806	846	1,009	785	792	913	834	832	834	975	859	872	964	941	
Richmond	Local	78	1,689	1,877	1,931	1,752	1,931	2,120	2,029	1,757	2,039	1,712	1,767	1,792	1,869	1,976	1,933	1,949	1,887	
Richmond	Local	86	1,130	1,190	1,115	1,079	1,089	1,286	1,221	1,098	1,294	1,111	1,180	1,148	1,136	1,158	1,228	1,119	1,185	
Richmond	Local	87	1,819	1,926	1,760	1,740	1,856	2,091	1,974	1,732	2,038	1,781	1,882	1,877	1,964	1,937	2,086	2,077	1,948	
Richmond	Local	88	436	604	546	511	456	586	571	557	661	616	645	620	572	575	582	611	587	
Richmond	Local	1A	11,995	13,077	12,302	11,934	12,307	14,072	13,130	12,243	13,847	13,290	13,221	12,773	14,024	13,557	14,144	13,856	13,680	
Richmond	Local	1B	4,050	4,976	4,705	4,393	4,913	5,080	4,653	4,360	5,251	5,071	5,241	4,767	4,986	4,873	5,037	5,045	5,142	
Richmond	Local	1C	7,996	8,250	7,496	7,422	7,879	8,669	7,817	7,432	8,421	7,939	8,565	7,959	8,437	8,554	8,500	9,344	8,839	
Richmond	Local	2A	5,761	6,133	5,511	5,416	6,028	6,789	6,349	6,083	6,880	5,975	6,583	6,257	6,612	6,888	6,784	6,752	6,886	
Richmond	Local	2B	3,673	4,873	4,246	3,826	4,608	4,865	4,767	4,155	4,712	4,404	4,437	4,505	4,469	4,493	4,690	4,728	4,671	
Richmond	Local	2C	6,747	8,086	7,276	7,351	7,948	8,867	7,960	7,574	8,334	7,935	8,269	7,611	8,476	7,763	8,607	8,419	8,549	
Richmond	Local	3A	3,839	4,966	4,460	4,332	4,536	4,611	4,482	4,300	4,766	4,461	4,811	4,630	4,881	4,916	5,165	5,103	5,008	
Richmond	Local	3B	6,067	7,121	6,894	6,591	6,874	7,718	6,807	6,639	7,320	7,044	7,145	7,001	7,441	7,355	7,521	7,393	7,470	
Richmond	Local	3C	3,798	3,208	2,662	2,937	2,980	3,257	3,210	3,130	3,100	2,966	3,443	3,280	3,556	3,362	3,514	3,596	3,609	
Richmond	Local	4A	2,048	1,548	1,523	1,474	1,481	1,631	1,458	1,505	1,494	1,337	1,605	1,420	1,580	1,436	1,506	1,490	1,463	
Richmond	Local	4B	2,061	2,161	2,091	1,916	2,136	2,430	2,301	2,043	2,171	2,113	2,258	2,127	2,362	2,104	1,879	2,296	2,219	
Petersburg	Express	95	131	577	371	404	410	559	508	393	521	476	571	404	463	453	443	469	367	
Henrico	Local	18	414	561	528	414	471	598	611	558	637	615	520	483	671	651	657	687	638	
Henrico	Local	19	4,279	4,702	4,631	4,474	4,718	5,090	4,970	4,641	4,836	4,913	5,416	5,143	5,392	5,232	5,496	5,350	5,587	
Henrico	Express	23	16	35	44	43	40	29	28	40	45	28	28	37	33	41	50	39	38	
Henrico	Express	26	360	587	491	428	620	617	620	436	532	576	583	524	560	504	559	514	534	
Henrico	Express	27	474	728	616	654	748	780	817	613	772	794	689	656	733	709	755	775	864	
Henrico	Express	28	70	169	107	98	110	156	136	93	143	146	68	148	48	102	54	88	64	
Henrico	Express	29	1,582	2,061	1,759	1,751	2,385	2,725	2,462	2,020	2,403	2,217	2,046	2,262	2,361	2,063	2,411	2,432	2,493	
Henrico	Local	56	239	365	366	343	381	394	476	358	355	363	410	418	442	386	399	416	408	
Henrico	Local	79	927	1,219	1,187	929	1,080	1,325	1,186	1,098	1,206	1,201	1,092	1,168	1,257	1,266	1,294	1,236	1,262	
Henrico	Local	91	2,679	2,664	2,461	2,510	2,628	3,380	2,849	2,790	3,189	2,910	3,208	3,007	3,196	3,043	3,386	3,269	3,142	
Henrico	Local	93	335	310	392	333	370	433	411	399	370	418	481	363	427	395	448	402	391	
Henrico	Local	7A	3,781	4,211	3,942	3,789	3,744	4,469	4,487	4,078	4,318	4,166	4,535	4,376	4,465	4,302	4,680	4,671	4,634	
Henrico	Local	7B	3,810	4,383	4,134	3,666	4,123	4,761	4,234	3,934	4,473	4,206	4,468	3,735	4,319	4,124	4,476	4,376	4,637	
Chesterfield	Express	82	430	859	690	635	893	864	819	685	785	714	766	792	720	758	755	737	887	
Weekly Total			144,044	163,905	159,087	153,727	164,943	181,475	172,277	159,691	174,675	160,999	174,180	166,708	176,242	172,273	179,612	177,553	178,981	

Ridership Trends by Month and Quarter



Month	Quarter	FY2017	FY2017QTR	FY2018	FY2018QTR	FY2019	FY2019QTR
July		733,963		641,316		641,421	
August	Quarter 1	711,460	2,135,201	675,734	1,959,506	718,693	2,026,465
September		689,778		642,455		666,351	
October		699,294		647,438		784,569	
November	Quarter 2	661,684	1,983,094	596,306	1,806,046	708,693	2,145,631
December		622,117		562,301		652,369	
January		620,235		559,548		706,619	
February	Quarter 3	623,225	1,900,570	556,125	1,707,369	688,236	2,131,391
March		657,111		591,696		736,536	
April		615,225		574,313		772,979	
May	Quarter 4	648,490	1,926,477	629,686	1,921,414		
June		662,762		717,415			
Sub-total Q1 + Q2 + Q3			6,018,865		5,472,920		6,303,487

Pulse Ridership Trends



VCU Ridership Trends

VCU Monthly Ridership Trends			August	September	October	November	December	January	February	March	April
Route	Jurisdiction	Route Type	Not Trackable				January	February	March	April	
Pulse	Richmond/Henrico	Local					17,926	27,902	43,018	51,599	
1A 1B 1C	Richmond	Local	7,745	8,312	9,994	8,779	7,744	10,203	9,611	7,375	8,087
2A 2B 2C	Richmond	Local	5,386	4,402	7,874	7,387	6,113	7,952	6,685	5,103	6,391
3A 3B 3C	Richmond	Local	3,864	4,167	5,499	4,821	4,323	5,291	4,842	3,952	4,669
4A 4B	Richmond	Local	1,442	1,455	1,749	1,561	1,465	1,494	1,543	1,218	1,309
5	Richmond	Local	6,440	7,544	10,407	9,350	7,135	11,750	11,739	9,424	11,032
7A 7B	Henrico	Local	2,270	2,055	3,650	3,229	2,679	3,535	3,034	2,372	2,638
8	Richmond	Local	287	222							
12	Richmond	Local	1,800	2,560	2,999	2,876	2,151	2,735	2,448	1,726	1,834
13	Richmond	Local	504	456	525	556	554	793	609	471	577
14	Richmond	Local	2,201	1,773	2,940	2,366	2,035	2,673	2,410	1,560	2,128
18	Henrico	Local	110	90	86	73	53	74	112	103	118
19	Henrico	Local	441	1,022	1,659	1,548	1,250	1,759	1,880	1,473	1,669
20	Richmond	Local	1,129	2,399	991	812	804	1,052	1,144	886	938
23	Henrico	Express	1	100	41	37	19	20	38	91	86
26	Henrico	Express	588	804	580	501	313	545	560	537	558
27	Henrico	Express	615	651	653	630	428	717	576	555	608
28	Henrico	Express	20	270	81	74	68	115	56	113	84
29	Henrico	Express	1,209	1,357	1,586	1,358	968	1,540	1,385	1,460	1,686
50	Richmond	Local		326	198	481	190	262	215	208	223
56	Henrico	Local	117	266	122	105	95	123	78	145	132
64	Richmond	Express	1,317	1,417	1,839	1,598	1,088	1,629	1,401	1,567	1,600
75	Richmond	Local	31	84	43	19	19	45	61	7	21
76	Richmond	Local	98	106	136	106	77	155	95	64	103
77	Richmond	Local	184	82	273	184	169	243	132	111	136
78	Richmond	Local	589	558	1,183	1,066	831	1,017	857	697	688
79	Henrico	Local	167	177	220	195	228	424	359	326	373
82	Chesterfield	Express	926	1,077	1,135	1,063	598	1,322	1,291	1,305	1,421
86	Richmond	Local	148	133	277	347	269	389	512	327	365
87	Richmond	Local	249	669	361	288	217	647	490	416	521
88	Richmond	Local	41	213	94	75	47	47	53	21	14
91	Henrico	Local	259	330	519	475	402	441	490	353	446
93	Henrico	Local	77	137	65	50	52	89	80	46	78
95	Petersburg	Express	124	131	177	195	142	235	210	166	146
Other								12			
Total			40,379	45,345	57,956	52,205	42,526	77,254	82,898	87,196	102,278