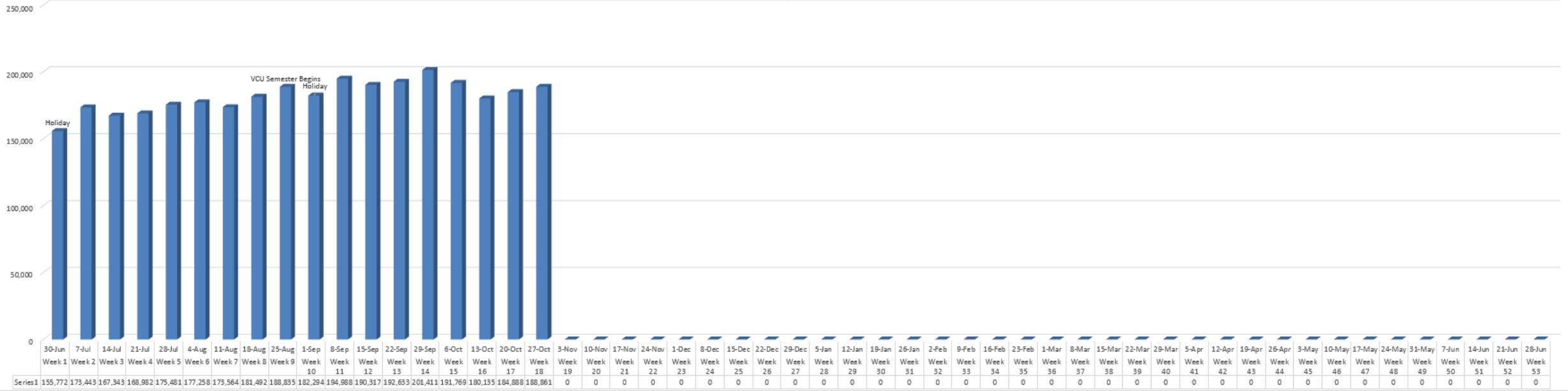


# Trend Analysis

Board Presentation

November 19, 2019

Ridership Trends



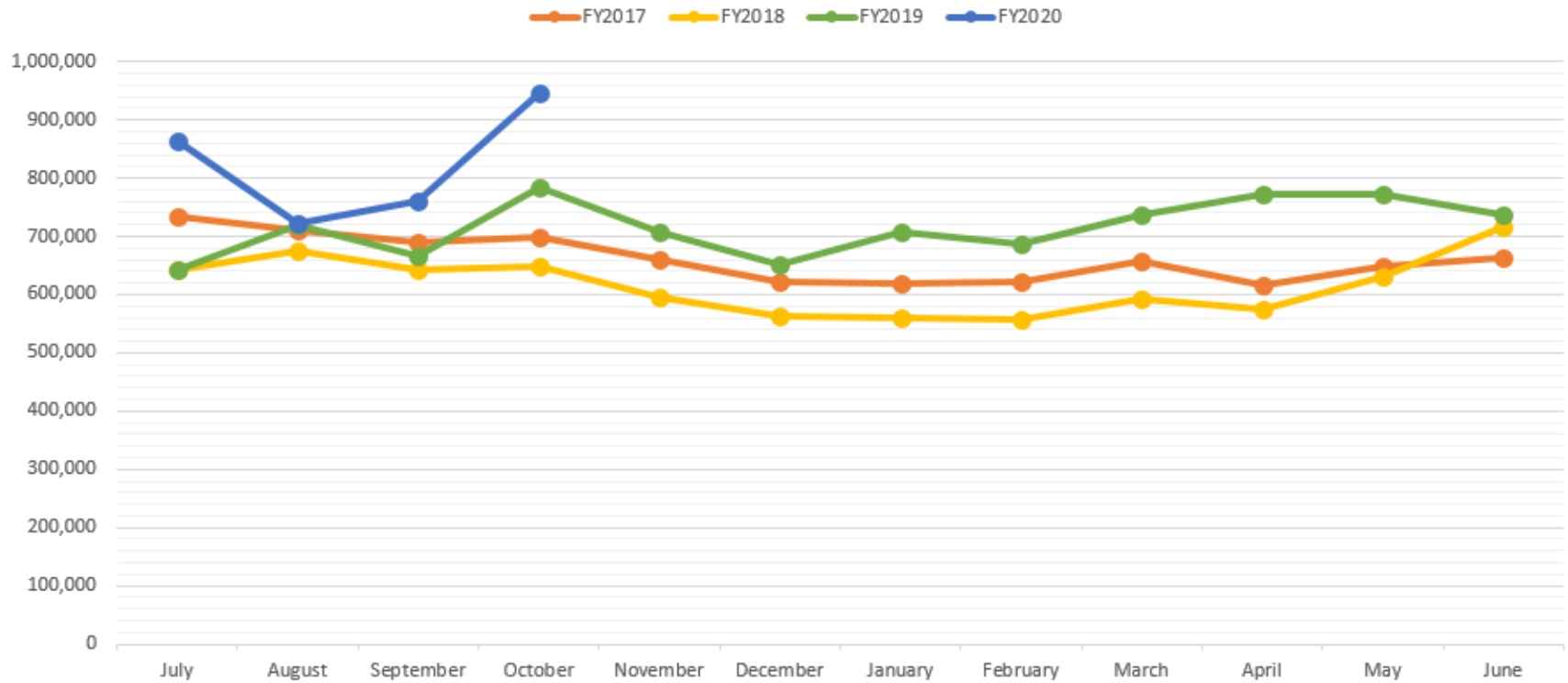
\* Numbers do not include 102x

# Weekly Ridership Trends by Route (Q1 & Q2)

Jurisdiction	Type	Route	Holiday Week 1 30-Jun Total	Week 2 7-Jul Total	Week 3 14-Jul Total	Week 4 21-Jul Total	Week 5 28-Jul Total	Week 6 4-Aug Total	Week 7 11-Aug Total	Week 8 18-Aug Total	VCU Start Week 9 25-Aug Total	Holiday Week 10 1-Sep Total	Week 11 8-Sep Total	Week 12 15-Sep Total	Week 13 22-Sep Total	Week 14 29-Sep Total	Week 15 6-Oct Total	Week 16 13-Oct Total	Week 17 20-Oct Total	Week 18 27-Oct Total
Richmond/Henrico	Local	PULSE	35,975	41,129	39,777	40,633	41,134	41,678	42,479	48,964	49,384	47,088	52,219	49,073	50,218	52,002	50,171	47,485	48,230	49,697
Richmond	Local	5	11,561	13,208	12,955	12,855	13,750	13,528	13,519	14,820	15,560	14,898	15,521	15,033	15,754	16,078	15,687	14,785	15,605	14,961
Richmond	Local	12	5,936	6,470	6,338	6,150	6,563	6,442	6,461	6,252	6,655	6,189	6,944	6,638	7,058	6,871	6,604	6,290	6,397	6,717
Richmond	Local	13	1,655	1,761	1,341	1,713	1,151	1,636	1,446	1,638	1,775	1,686	1,359	1,682	1,641	1,458	1,686	1,736	1,762	1,476
Richmond	Local	14	6,156	6,158	6,160	6,035	6,570	6,498	6,370	6,596	6,587	6,320	6,683	6,426	6,791	7,171	6,683	6,088	6,316	6,389
Richmond	Local	20	4,647	4,565	4,552	4,707	4,766	4,837	4,756	4,593	4,648	5,017	5,188	4,906	4,934	5,181	4,986	4,532	4,753	4,833
Richmond	Local	39	0	0	0	0	0	845	707	794	778	736	930	935	859	905	793	684	717	672
Richmond	Local	50	1,384	1,660	1,620	1,589	1,580	1,581	1,520	1,440	1,462	1,570	1,767	1,658	1,644	1,631	1,792	1,637	1,662	1,720
Richmond	Express	64	781	1,293	1,262	1,340	1,255	1,177	1,189	1,195	1,196	968	1,202	1,368	1,361	1,190	1,212	1,119	1,152	1,302
Richmond	Local	75	241	306	291	315	256	296	286	297	276	225	284	329	357	299	310	293	250	386
Richmond	Local	76	348	406	374	356	427	457	409	436	496	429	514	490	459	490	511	461	469	486
Richmond	Local	77	895	1,129	988	1,133	1,133	1,020	932	1,023	1,023	1,001	1,104	1,123	977	978	1,116	988	861	942
Richmond	Local	78	1,732	1,801	1,723	1,752	1,840	1,822	1,628	1,879	1,936	1,993	1,996	1,939	1,871	2,102	1,972	1,934	1,915	1,815
Richmond	Local	86	1,218	1,224	1,103	1,158	1,139	1,371	1,306	1,298	1,413	1,492	1,547	1,437	1,475	1,478	1,494	1,388	1,413	1,432
Richmond	Local	87	1,879	2,185	2,017	2,001	1,970	2,204	2,126	2,360	2,243	2,365	2,418	2,261	2,275	2,334	2,292	2,250	2,445	2,482
Richmond	Local	88	545	589	651	656	617	491	477	529	522	475	575	583	616	590	556	477	481	573
Richmond	Local	1A	13,002	13,102	13,019	12,979	13,290	13,070	12,330	12,277	13,169	13,228	13,014	13,547	13,507	14,019	13,257	12,251	12,586	13,271
Richmond	Local	1B	3,741	4,604	4,239	4,330	4,780	4,365	4,417	4,516	4,489	3,842	4,490	5,114	4,924	5,379	5,046	4,789	4,745	5,016
Richmond	Local	1C	8,215	8,292	7,933	7,821	8,593	8,548	8,100	7,966	7,809	8,475	8,530	8,545	8,584	9,166	8,569	7,907	8,147	8,505
Richmond	Local	2A	6,350	5,896	5,991	6,119	6,363	6,065	5,830	5,395	6,301	6,623	6,203	5,779	6,151	6,508	6,218	5,737	5,849	5,923
Richmond	Local	2B	3,669	4,401	4,251	4,336	4,441	5,855	5,973	5,649	6,137	5,722	6,020	5,873	6,111	6,646	5,736	5,621	5,565	5,650
Richmond	Local	2C	7,375	7,715	7,568	7,588	8,004	7,917	7,478	7,158	7,600	7,181	7,825	8,051	7,497	8,479	7,875	7,310	7,577	7,634
Richmond	Local	3A	4,190	4,994	5,123	5,136	5,246	4,967	4,829	5,104	5,530	4,525	5,537	5,091	5,604	5,921	5,230	5,426	5,413	5,750
Richmond	Local	3B	5,932	7,033	6,705	6,686	7,157	6,807	6,728	6,636	7,438	6,458	7,744	7,683	7,530	8,464	7,613	6,942	7,262	7,267
Richmond	Local	3C	4,889	3,725	3,652	3,730	4,007	4,005	3,694	3,648	3,567	5,078	4,014	3,969	3,650	3,759	3,715	3,413	3,373	3,645
Richmond	Local	4A	1,430	1,525	1,245	1,316	1,312	1,636	1,349	1,515	1,566	1,532	1,514	1,520	1,613	1,795	1,465	1,478	1,588	1,641
Richmond	Local	4B	1,929	2,358	2,100	2,272	2,660	2,822	2,520	2,503	2,583	2,533	2,539	2,547	2,554	2,511	2,363	2,082	2,231	2,582
Petersburg	Express	95	261	517	417	323	445	394	432	458	411	396	458	451	469	429	460	387	511	432
Henrico	Local	18	512	739	660	637	689	663	620	623	626	383	720	462	734	749	706	617	752	696
Henrico	Local	19	4,905	5,233	5,330	5,437	5,668	5,587	5,651	5,693	6,033	5,901	6,496	6,241	6,152	6,498	6,459	6,335	6,259	6,130
Henrico	Express	23	22	35	45	60	57	54	66	58	66	50	47	36	22	46	41	57	53	43
Henrico	Express	26	302	596	575	655	567	534	564	581	618	455	515	654	578	641	585	548	563	542
Henrico	Express	27	497	864	780	780	762	782	622	773	738	645	789	733	714	771	783	686	807	770
Henrico	Express	28	24	24	48	40	60	32	104	58	89	44	94	36	52	86	120	80	88	74
Henrico	Express	29	1,194	2,315	2,256	2,387	2,092	2,386	2,252	2,546	2,332	2,037	2,472	2,484	2,405	2,324	2,311	2,085	2,437	2,354
Henrico	Local	56	300	412	431	329	370	333	318	464	429	276	376	342	364	333	302	355	323	365
Henrico	Local	79	935	1,221	1,229	1,209	1,234	1,405	1,220	1,118	1,244	1,055	1,221	1,263	1,248	1,223	1,290	1,119	1,207	1,225
Henrico	Local	91	3,114	3,415	2,944	2,796	3,578	3,078	3,137	3,206	3,729	3,296	3,598	3,751	3,694	3,664	3,516	3,221	3,384	3,459
Henrico	Local	93	357	476	448	402	416	490	409	433	491	356	405	481	472	476	434	400	347	407
Henrico	Local	7A	3,284	4,579	4,159	4,443	4,465	4,691	4,570	4,279	4,956	4,803	4,814	4,917	4,764	5,364	4,989	4,413	4,583	4,687
Henrico	Local	7B	3,963	4,660	4,221	3,952	4,356	4,232	4,017	4,083	4,169	4,346	4,492	4,119	4,100	4,550	3,984	3,925	3,968	4,073
Chesterfield	Express	82	428	826	823	826	718	655	723	635	758	602	812	747	851	853	837	801	841	837
<b>Weekly Total</b>			<b>155,772</b>	<b>173,443</b>	<b>167,343</b>	<b>168,982</b>	<b>175,481</b>	<b>177,258</b>	<b>173,564</b>	<b>181,492</b>	<b>188,835</b>	<b>182,294</b>	<b>194,988</b>	<b>190,317</b>	<b>192,633</b>	<b>201,411</b>	<b>191,769</b>	<b>180,135</b>	<b>184,888</b>	<b>188,861</b>

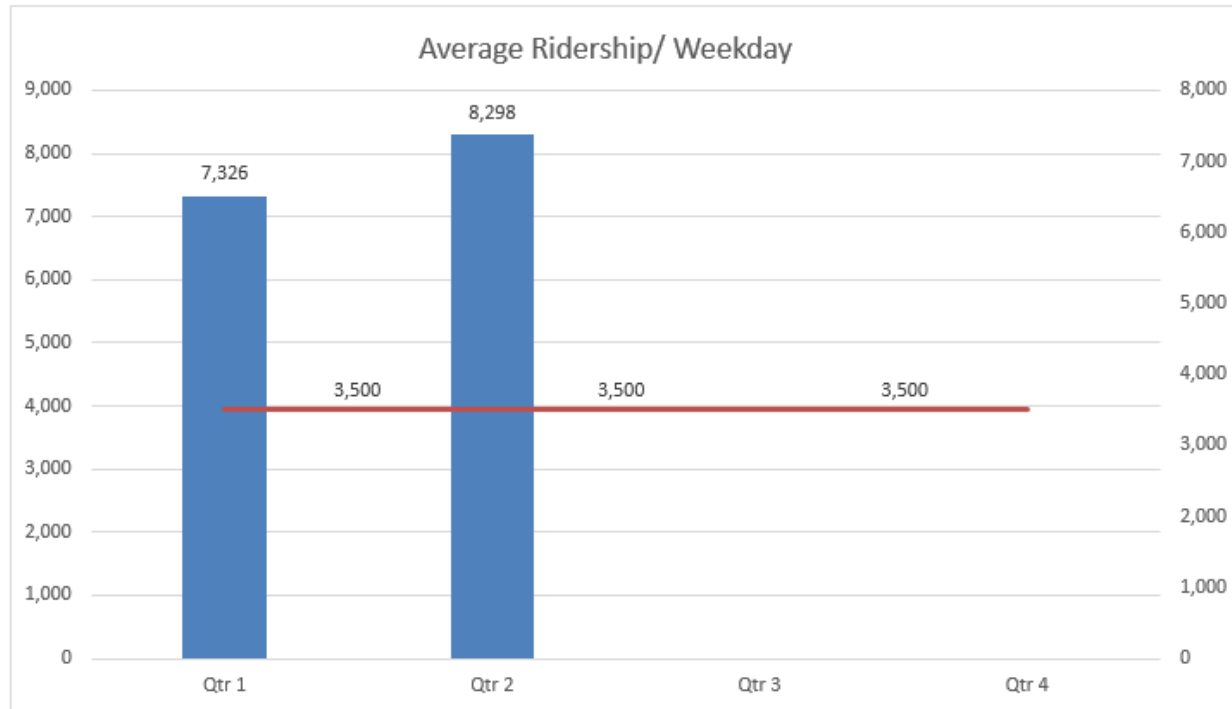
Chart Area

### Ridership Trends by Month



Month	Quarter	FY2017	FY2017QTR	FY2018	FY2018QTR	FY2019	FY2019QTR	FY2020	FY2020QTR
July		733,963		641,316		641,421		862,394	
August	Quarter 1	711,460	2,135,201	675,734	1,959,506	718,693	2,026,465	721,149	2,343,775
September		689,778		642,455		666,351		760,232	
October		699,294		647,438		784,569		947,064	
November	Quarter 2	661,684	1,983,094	596,306	1,806,046	708,693	2,145,631	0	947,064
December		622,117		562,301		652,369		0	
January		620,235		559,548		706,619		0	
February	Quarter 3	623,225	1,900,570	556,125	1,707,369	688,236	2,131,391	0	0
March		657,111		591,696		736,536		0	
April		615,225		574,313		773,300		0	
May	Quarter 4	648,490	1,926,477	629,686	1,921,414	773,700	2,284,183	0	0
June		662,762		717,415		737,183		0	
Sub-total Q1 + Q2 + Q3 + Q4			7,945,342		7,394,334		8,587,670		3,290,839

# Pulse Ridership Trends



# VCU Ridership Trends

