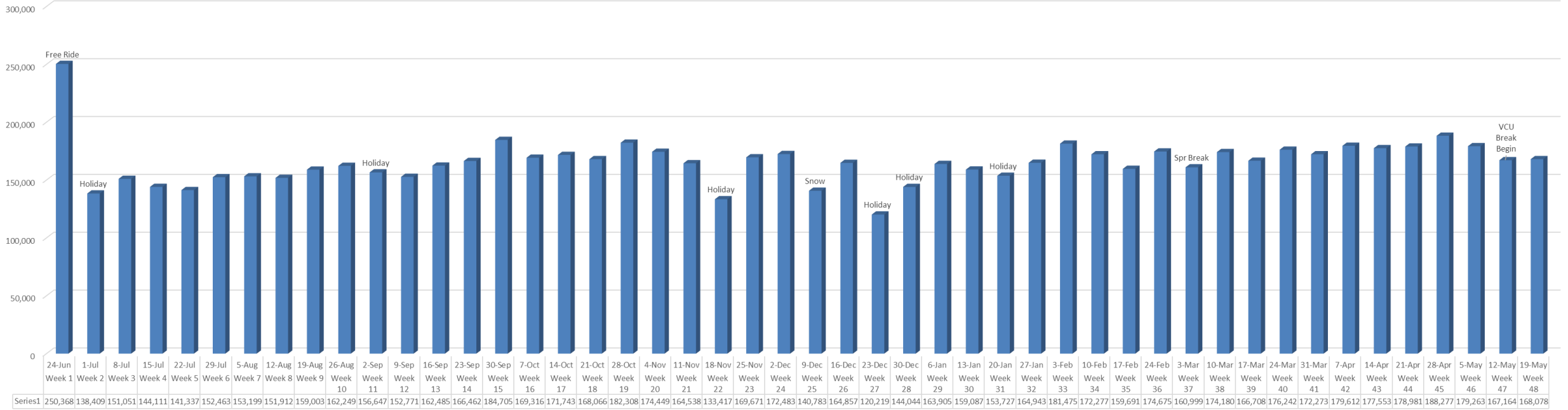


# Trend Analysis

Board Presentation

June 18, 2019

### Ridership Trends



\* Numbers do not include 102x

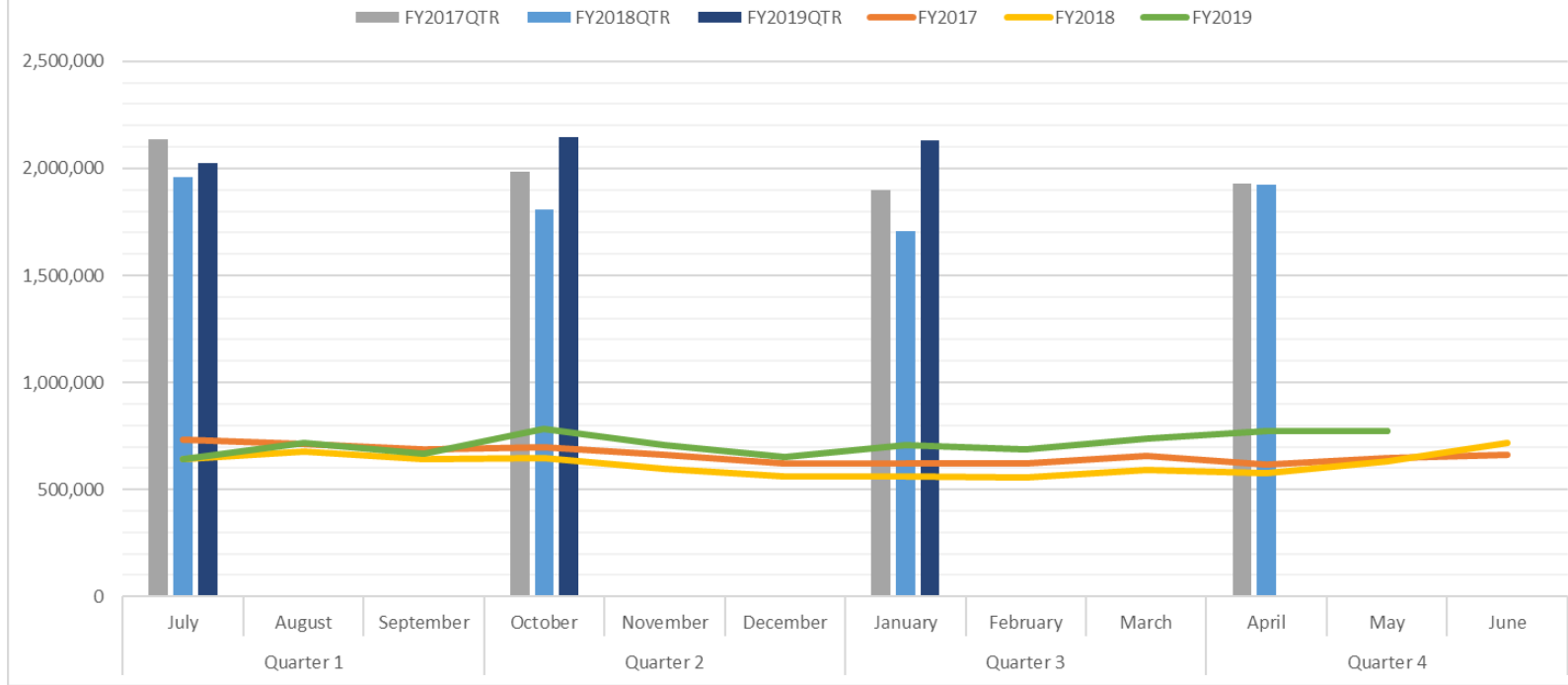
# Weekly Ridership Trends by Route (Q1/Q2)

Jurisdiction	Type	Route	Free Rides	Holiday	Week 1	Week 2	Week 3	Week 4	Week 5	Week 6	Week 7	Week 8	Week 9	Week 10	Holiday	Week 11	Week 12	Week 13	Week 14	Week 15	Week 16	Week 17	Week 18	Week 19	Week 20	Week 21	Holiday	Week 22	Week 23	Week 24	Snow	Week 25	Week 26	Holiday
			Week 1 24-Jun Total	Week 2 1-Jul Total	Week 3 8-Jul Total	Week 4 15-Jul Total	Week 5 22-Jul Total	Week 6 29-Jul Total	Week 7 5-Aug Total	Week 8 12-Aug Total	Week 9 19-Aug Total	Week 10 26-Aug Total	Week 11 2-Sep Total	Week 12 9-Sep Total	Week 13 16-Sep Total	Week 14 23-Sep Total	Week 15 30-Sep Total	Week 16 7-Oct Total	Week 17 14-Oct Total	Week 18 21-Oct Total	Week 19 28-Oct Total	Week 20 4-Nov Total	Week 21 11-Nov Total	Week 22 18-Nov Total	Week 23 25-Nov Total	Week 24 2-Dec Total	Week 25 9-Dec Total	Week 26 16-Dec Total	Week 27 23-Dec Total					
Richmond/Henrico	Local	PULSE	56,952	27,617	29,407	28,729	26,325	29,924	30,873	30,786	35,695	36,371	33,897	32,607	35,474	38,480	41,352	38,125	38,533	40,014	42,263	40,157	39,157	29,348	38,969	40,218	32,825	36,291	24,573					
Richmond	Local	5	39,251	9,202	10,909	10,476	10,258	11,026	10,684	11,278	11,605	11,703	12,236	11,449	11,262	11,927	13,335	12,538	12,121	11,827	13,325	12,261	12,160	9,514	12,697	12,931	10,372	12,230	8,790					
Richmond	Local	8	1,739	1,457	1,267	986	1,067	1,238	1,147	1,180	1,171	1,195	1,221	959	0	0	0	0	0	0	0	0	0	0	0	0	0	0	0					
Richmond	Local	12	9,291	5,713	6,534	6,312	5,879	6,077	6,113	6,042	6,036	6,647	6,771	6,161	6,486	6,526	7,149	6,372	6,677	6,220	6,973	6,788	6,697	5,408	6,654	6,684	5,582	6,491	4,905					
Richmond	Local	13	2,254	1,501	1,646	1,627	1,574	1,634	1,588	1,591	1,551	1,550	1,590	1,518	1,551	1,364	1,716	1,537	1,543	1,311	1,433	1,602	1,522	1,340	1,493	1,346	1,368	1,272	1,160					
Richmond	Local	14	6,201	5,272	5,628	5,147	5,170	5,837	6,052	5,793	5,853	6,143	6,029	5,748	5,702	5,524	6,235	5,680	5,744	5,425	5,923	5,694	5,605	4,786	5,473	5,906	4,987	5,450	4,459					
Richmond	Local	20	5,038	3,355	3,816	3,492	3,797	4,183	4,052	3,977	4,027	3,966	4,247	3,891	4,177	4,372	4,793	4,550	4,706	4,409	4,857	4,781	4,465	3,844	4,466	4,525	3,798	4,484	3,755					
Richmond	Local	50	2,219	1,468	1,653	1,465	1,403	1,360	1,413	1,435	1,454	1,388	1,359	1,329	1,320	1,347	1,463	1,330	1,292	1,289	1,347	1,344	1,218	1,001	1,290	1,289	917	1,263	787					
Richmond	Express	64	1,285	878	1,416	1,289	1,442	1,410	1,367	1,322	1,313	1,448	1,121	1,236	1,222	1,390	1,275	1,084	1,313	1,292	1,297	1,281	1,233	687	1,304	1,340	919	1,128	362					
Richmond	Local	75	234	139	163	167	179	173	160	161	169	163	118	166	161	194	197	204	204	163	194	189	189	93	191	178	224	176	99					
Richmond	Local	76	546	310	468	367	377	400	383	451	419	385	374	368	426	456	484	444	449	437	484	467	438	328	445	459	422	442	298					
Richmond	Local	77	1,137	812	887	866	856	856	944	878	936	913	807	833	945	918	1,040	972	978	929	943	927	902	735	827	857	742	825	589					
Richmond	Local	78	2,758	1,791	1,851	1,614	1,527	1,684	1,759	1,765	1,794	1,970	1,864	1,801	1,872	1,959	2,195	2,122	2,060	2,049	2,065	2,060	1,979	1,609	1,930	1,870	1,584	1,933	1,470					
Richmond	Local	86	1,661	986	1,166	1,142	1,069	1,130	1,196	1,178	1,243	1,273	1,235	1,147	1,107	1,171	1,311	1,275	1,285	1,187	1,304	1,187	1,159	906	1,251	1,124	962	1,187	914					
Richmond	Local	87	3,295	2,013	2,050	1,972	1,755	1,949	1,883	1,932	1,870	2,047	2,156	1,973	1,928	2,075	2,337	2,033	2,019	2,026	2,115	2,003	1,957	1,578	1,957	1,963	1,490	1,917	1,468					
Richmond	Local	88	595	423	475	481	483	523	509	503	475	531	390	486	658	647	579	637	639	637	670	746	675	463	632	635	513	610	460					
Richmond	Local	1A	19,115	12,766	12,958	12,099	12,475	13,340	13,424	13,104	13,337	13,559	14,896	12,387	13,092	12,897	14,694	13,009	13,903	13,067	14,831	14,137	12,374	10,890	13,742	13,606	10,891	13,692	10,419					
Richmond	Local	1B	6,294	4,100	4,388	4,458	4,315	4,912	4,279	4,751	4,468	4,852	3,828	4,812	4,917	4,832	5,648	5,192	4,907	5,031	5,227	4,720	4,926	3,684	5,022	5,209	4,755	4,860	3,175					
Richmond	Local	1C	11,848	8,460	8,263	7,593	7,724	8,303	8,485	8,246	8,298	8,230	8,629	8,445	8,183	8,214	9,364	8,331	8,907	8,297	8,688	8,588	7,685	7,055	7,797	8,019	6,713	7,810	6,509					
Richmond	Local	2A	9,465	6,715	6,898	6,293	6,432	6,939	6,952	6,782	6,907	7,087	6,854	6,393	6,526	6,829	7,615	6,864	6,758	6,419	7,078	6,545	5,958	5,549	6,327	6,597	5,184	6,368	5,025					
Richmond	Local	2B	6,598	4,147	4,739	4,692	4,540	4,952	4,920	5,025	4,941	5,309	4,362	4,619	4,894	4,831	5,320	4,873	4,973	4,890	5,443	4,629	4,506	3,286	4,581	5,041	3,979	4,644	3,168					
Richmond	Local	2C	11,320	7,223	7,396	7,073	7,384	7,765	7,458	7,707	7,625	7,591	8,292	7,488	7,559	7,474	8,400	8,004	7,988	7,397	8,360	8,019	7,511	6,364	7,921	8,120	6,493	7,949	6,057					
Richmond	Local	3A	5,966	3,276	4,038	3,900	3,938	4,142	4,297	4,211	4,519	4,506	4,056	4,544	4,709	4,840	5,417	4,941	4,823	4,894	5,469	5,472	4,782	3,697	5,172	5,231	4,148	4,740	3,169					
Richmond	Local	3B	9,566	5,678	6,706	6,530	6,393	6,920	6,987	6,789	7,052	6,901	6,288	7,221	7,457	7,332	8,251	7,658	7,593	7,446	7,917	7,546	7,074	5,652	7,315	7,635	6,298	7,413	4,987					
Richmond	Local	3C	5,983	5,144	3,638	3,571	3,471	3,614	3,982	3,471	3,856	3,595	3,818	3,295	3,477	3,130	3,610	3,506	3,571	3,231	3,648	3,594	3,087	3,773	3,140	3,244	2,700	3,211	3,804					
Richmond	Local	4A	2,889	2,046	2,169	1,960	2,037	2,112	2,064	2,005	2,053	2,016	2,210	2,125	2,167	2,028	2,348	2,318	2,042	1,977	2,214	2,157	2,042	1,965	2,214	1,935	1,989	2,092	1,925					
Richmond	Local	4B	2,939	1,996	2,208	2,026	1,968	2,134	2,027	1,986	2,087	2,167	2,276	2,031	2,104	2,194	2,508	2,241	2,258	2,107	2,401	2,445	2,180	1,870	2,222	2,107	1,896	2,264	1,973					
Petersburg	Express	95	776	591	585	690	623	572	636	513	470	502	303	362	570	410	509	441	521	732	631	731	411	185	481	543	239	543	297					
Henrico	Local	18	1,007	754	1,007	1,039	837	992	1,002	1,009	996	986	771	953	615	640	480	576	606	606	674	569	526	390	530	547	452	619	244					
Henrico	Local	19	1,942	1,124	1,382	1,437	1,357	1,570	1,446	1,499	1,517	1,606	1,441	1,510	3,931	4,075	4,952	4,534	4,602	4,653	5,042	4,882	4,689	3,976	5,051	4,909	4,144	4,805	3,773					
Henrico	Express	23	66	54	61	59	70	59	56	60	65	65	43	50	61	55	62	44	55	38	68	52	24	10	30	35	15	56	11					
Henrico	Express	26	485	292	445	456	428	450	551	507	423	482	484	439	572	573	578	457	542	559	556	529	436	267	527	544	423	520	203					
Henrico	Express	27	721	507	715	644	662	697	686	686	677	744	596	715	791	698	743	580	742	711	715	711	630	411	716	750	503	730	348					
Henrico	Express	28	154	146	144	158	144	199	192	110	140	92	80	140	208	120	133	160	108	200	130	117	138	92	126	188	152	108	74					
Henrico	Express	29	2,887	1,573	2,330	2,173	2,298	2,336	2,071	2,129	2,260	2,299	2,024	2,145	2,301	2,334	2,677	1,990	2,446	2,254	2,585	2,483	2,201	1,215	2,440	2,310	1,414	2,115	646					
Henrico	Local	56	370	228	372	311	365	332	339	362	398	428	358	386	489	415	481	364	361	313	400	384	383	222	393	383	188	402	205					
Henrico	Local	79	1,689	952	1,210	1,235	1,254	1,284	1,263	1,164	1,262	1,243	1,030	1,245	1,119	1,203	1,332	1,155	1,174	1,257	1,279	1,224	1,115	900	1,234	1,188	1,020	1,142	765					
Henrico</																																		

# Weekly Ridership Trends by Route (Q3/Q4)

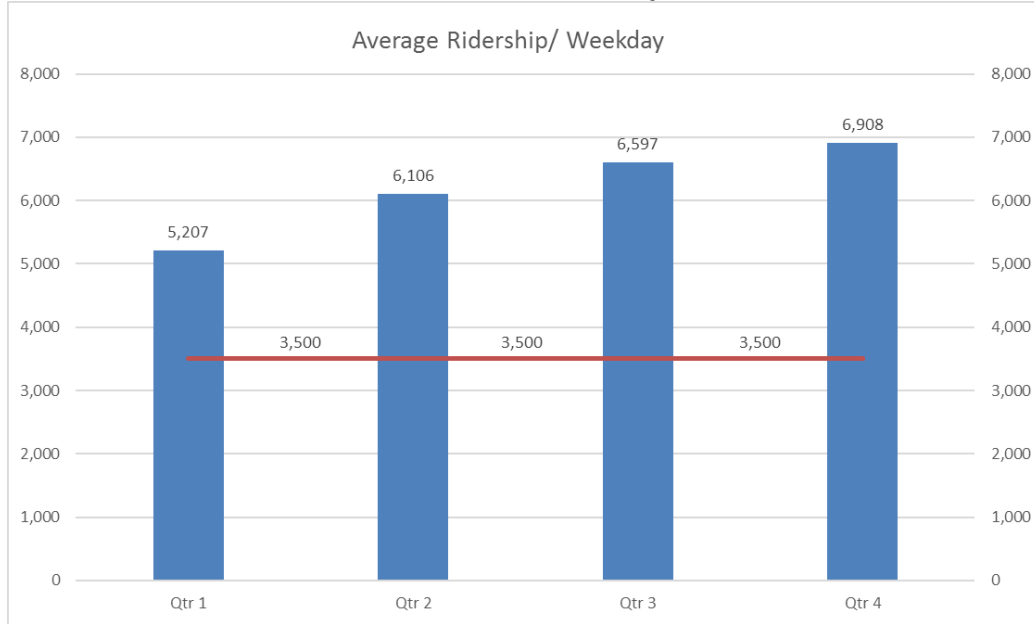
Jurisdiction	Type	Route	Ridership Data																									
			Holiday Week 28 30-Dec Total	Week 29 6-Jan Total	Week 30 13-Jan Total	Holiday Week 31 20-Jan Total	Week 32 27-Jan Total	Week 33 3-Feb Total	Week 34 10-Feb Total	Week 35 17-Feb Total	Week 36 24-Feb Total	Spr Break				VCU Break				VCU Break								
			31,521	36,717	40,141	37,700	40,847	43,791	43,190	39,411	41,663	34,928	42,652	41,417	42,572	42,507	43,088	41,629	43,064	43,410	41,139	37,999	38,035					
Richmond/Henrico	Local	PULSE	10,444	12,493	12,505	12,485	13,098	14,399	13,591	12,775	13,500	12,586	13,378	12,714	13,624	12,725	13,606	13,230	13,447	13,889	13,446	13,238	12,710					
Richmond	Local	5	0	0	0	0	0	0	0	0	0	0	0	0	0	0	0	0	0	0	0	0	0					
Richmond	Local	8	5,834	6,549	6,031	6,123	6,285	6,765	6,654	6,395	6,345	6,371	6,073	6,042	6,496	6,175	6,749	6,766	6,752	7,240	6,945	6,964	6,553					
Richmond	Local	12	1,230	1,228	1,511	1,495	1,379	1,572	1,628	1,531	1,626	1,505	1,648	1,474	1,518	1,403	1,760	1,647	1,514	1,805	1,840	1,103	1,605					
Richmond	Local	13	5,128	5,353	5,146	5,367	5,521	5,874	5,561	5,157	5,952	5,652	5,677	5,466	5,677	5,856	6,066	5,957	5,974	6,542	6,014	5,843	5,960					
Richmond	Local	14	4,174	4,123	3,864	3,856	4,016	4,465	4,405	4,076	4,485	4,295	4,693	4,273	4,603	4,668	5,005	4,792	4,901	4,996	5,004	4,688	4,852					
Richmond	Local	20	1,090	1,140	1,147	1,114	1,224	1,290	1,127	1,040	1,288	1,271	1,317	1,254	1,321	1,348	1,398	1,343	1,320	1,413	1,308	1,495	1,539					
Richmond	Express	50	752	1,398	1,069	1,054	1,338	1,283	1,330	1,070	1,300	1,346	1,268	1,288	1,282	1,094	1,290	1,279	1,276	1,400	1,409	1,304	1,250					
Richmond	Local	64	129	205	206	174	247	247	255	271	284	265	276	249	310	250	347	302	314	292	254	274	294					
Richmond	Local	75	405	441	408	411	399	528	409	428	408	450	434	413	412	412	394	408	390	442	435	431	449					
Richmond	Local	76	701	830	822	806	846	1,009	785	792	913	834	832	834	975	859	872	964	941	914	878	1,160	1,012					
Richmond	Local	77	1,689	1,877	1,931	1,752	1,931	2,120	2,029	1,757	2,039	1,712	1,767	1,792	1,869	1,976	1,933	1,949	1,887	1,976	1,861	1,788	1,634					
Richmond	Local	78	1,130	1,190	1,115	1,079	1,089	1,286	1,221	1,098	1,294	1,111	1,180	1,148	1,136	1,158	1,228	1,119	1,185	1,327	1,179	1,136	1,187					
Richmond	Local	86	1,819	1,926	1,760	1,740	1,856	2,091	1,974	1,732	2,038	1,781	1,882	1,877	1,964	1,937	2,086	2,077	1,948	1,990	2,025	2,015	1,996					
Richmond	Local	87	436	604	546	511	456	586	571	557	661	616	645	620	572	575	582	611	587	639	598	623	651					
Richmond	Local	88	11,995	13,077	12,302	11,934	12,307	14,072	13,130	12,243	13,847	13,290	13,221	12,773	14,024	13,557	14,144	13,856	13,680	14,895	14,844	13,172	13,122					
Richmond	Local	1A	4,050	4,976	4,705	4,393	4,913	5,080	4,653	4,360	5,251	5,071	5,241	4,767	4,986	4,873	5,037	5,045	5,142	5,312	4,925	4,436	4,387					
Richmond	Local	1B	7,996	8,250	7,496	7,422	7,879	8,669	7,817	7,432	8,421	7,939	8,565	7,959	8,437	8,554	8,500	9,344	8,839	9,617	8,649	7,439	7,790					
Richmond	Local	1C	5,761	6,133	5,511	5,416	6,028	6,789	6,349	6,083	6,880	5,975	6,583	6,257	6,612	6,888	6,784	6,752	6,886	7,715	6,776	5,876	6,443					
Richmond	Local	2A	3,673	4,873	4,246	3,826	4,608	4,865	4,767	4,155	4,712	4,404	4,437	4,505	4,469	4,493	4,690	4,728	4,671	5,011	5,006	4,522	4,564					
Richmond	Local	2B	6,747	8,086	7,276	7,351	7,948	8,867	7,960	7,574	8,334	7,935	8,269	7,611	8,476	8,607	8,419	8,549	9,522	8,803	7,974	8,252						
Richmond	Local	2C	3,839	4,966	4,460	4,332	4,536	4,611	4,482	4,300	4,766	4,461	4,811	4,630	4,881	4,916	5,165	5,103	5,008	5,117	5,014	4,837	4,698					
Richmond	Local	3A	6,067	7,121	6,894	6,591	6,874	7,718	6,807	6,639	7,320	7,044	7,145	7,001	7,441	7,355	7,521	7,393	7,470	8,123	7,538	6,878	7,193					
Richmond	Local	3B	3,798	3,208	2,662	2,937	2,980	3,257	3,210	3,130	3,100	2,966	3,443	3,280	3,556	3,362	3,514	3,596	3,609	4,006	3,689	3,156	3,586					
Richmond	Local	3C	2,048	1,548	1,523	1,474	1,481	1,631	1,458	1,505	1,494	1,337	1,605	1,420	1,580	1,436	1,506	1,490	1,463	1,489	1,493	1,528	1,274					
Richmond	Local	4A	2,061	2,161	2,091	1,916	2,136	2,430	2,301	2,043	2,171	2,113	2,258	2,127	2,362	2,104	1,879	2,296	2,219	2,311	2,211	2,367	2,369					
Richmond	Local	4B	3,798	3,208	2,662	2,937	2,980	3,257	3,210	3,130	3,100	2,966	3,443	3,280	3,556	3,362	3,514	3,596	3,609	4,006	3,689	3,156	3,586					
Richmond	Local	4A	2,048	1,548	1,523	1,474	1,481	1,631	1,458	1,505	1,494	1,337	1,605	1,420	1,580	1,436	1,506	1,490	1,463	1,489	1,493	1,528	1,274					
Richmond	Local	4B	2,061	2,161	2,091	1,916	2,136	2,430	2,301	2,043	2,171	2,113	2,258	2,127	2,362	2,104	1,879	2,296	2,219	2,311	2,211	2,367	2,369					
Petersburg	Express	95	131	577	371	404	410	559	508	393	521	476	571	404	463	453	443	469	367	447	391	381	464					
Henrico	Local	18	414	561	528	414	471	598	611	558	637	615	520	483	671	651	657	687	638	681	661	559	683					
Henrico	Local	19	4,279	4,702	4,631	4,474	4,718	5,090	4,970	4,641	4,836	4,913	5,416	5,143	5,392	5,232	5,496	5,350	5,587	5,510	5,517	5,102	5,246					
Henrico	Express	23	16	35	44	43	40	29	28	40	45	28	28	37	33	41	50	39	38	48	65	52	47					
Henrico	Express	26	360	587	491	428	620	617	620	436	532	576	583	524	560	504	559	514	534	535	580	523	578					
Henrico	Express	27	474	728	616	654	748	780	817	613	772	794	689	656	733	709	755	775	864	834	778	858	763					
Henrico	Express	28	70	169	107	98	110	156	136	93	143	146	68	148	48	102	54	88	64	90	0	108	64					
Henrico	Express	29	1,582	2,061	1,759	1,751	2,385	2,725	2,462	2,020	2,403	2,217	2,046	2,262	2,361	2,063	2,411	2,432	2,493	2,565	2,419	2,398	2,075					
Henrico	Local	56	239	365	366	343	381	394	476	358	355	363	410	418	442	386	399	416	408	428	506	437	436					
Henrico	Local	79	927	1,219	1,187	929	1,080	1,325	1,186	1,098	1,206	1,201	1,092	1,168	1,257	1,266	1,294	1,236	1,262	1,301	1,209	1,133	1,263					
Henrico	Local	91	2,679	2,664	2,461	2,510	2,628	3,380	2,849	2,790	3,189	2,910	3,208	3,007	3,196	3,043	3,386	3,269	3,142	795	706	741	692					
Henrico	Local	93	335	310	392	333	370	433	371	399	399	370	418	481	363	427	395	448	402	391	3,317	3,322	3,177	3,263				
Henrico	Local	7A	3,781	4,211	3,942	3,789	3,744	4,469	4,487	4,078	4,318	4,166	4,535	4,376	4,465	4,302	4,680	4,671	4,634	332	436	426	441					
Henrico	Local	7B	3,810	4,383	4,134	3,666	4,123	4,761	4,234	3,934	4,473	4,206	4,468	3,735	4,319	4,124	4,476	4,376	4,637	5,159	4,849	4,456	4,235					
Chesterfield	Express	82	430	859	690	635	893	864	819	685	785	714	766	792	720	758	755	737	887	4,841	4,540	4,570	4,422					
<b>Weekly Total</b>			<b>144,044</b>	<b>163,905</b>	<b>159,087</b>	<b>153,727</b>	<b>164,943</b>	<b>181,475</b>	<b>172,277</b>	<b>159,691</b>	<b>174,675</b>	<b>160,999</b>	<b>174,180</b>	<b>166,708</b>	<b>176,242</b>	<b>172,273</b>	<b>179,612</b>	<b>177,553</b>	<b>178,981</b>	<b>188,277</b>	<b>179,263</b>	<b>167,164</b>	<b>168,078</b>					

## Ridership Trends by Month and Quarter



Month	Quarter	FY2017	FY2017QTR	FY2018	FY2018QTR	FY2019	FY2019QTR
<b>July</b>		733,963		641,316		641,421	
<b>August</b>	<b>Quarter 1</b>	711,460	2,135,201	675,734	1,959,506	718,693	2,026,465
<b>September</b>		689,778		642,455		666,351	
<b>October</b>		699,294		647,438		784,569	
<b>November</b>	<b>Quarter 2</b>	661,684	1,983,094	596,306	1,806,046	708,693	2,145,631
<b>December</b>		622,117		562,301		652,369	
<b>January</b>		620,235		559,548		706,619	
<b>February</b>	<b>Quarter 3</b>	623,225	1,900,570	556,125	1,707,369	688,236	2,131,391
<b>March</b>		657,111		591,696		736,536	
<b>April</b>		615,225		574,313		772,979	
<b>May</b>	<b>Quarter 4</b>	648,490	1,926,477	629,686	1,921,414	772,737	
<b>June</b>		662,762		717,415			
<b>Sub-total Q1 + Q2 + Q3</b>			<b>6,018,865</b>	<b>5,472,920</b>		<b>6,303,487</b>	

# Pulse Ridership Trends



# VCU Ridership Trends

VCU Monthly Ridership Trends			August	September	October	November	December	January	February	March	April	May
Route	Jurisdiction	Route Type	Not Trackable					January	February	March	April	May
<b>Pulse</b>	<b>Richmond/Henrico</b>	<b>Local</b>						17,926	27,902	43,018	51,599	41,557
<b>1A 1B 1C</b>	<b>Richmond</b>	<b>Local</b>	7,745	8,312	9,994	8,779	7,744	10,203	9,611	7,375	8,087	7,771
<b>2A 2B 2C</b>	<b>Richmond</b>	<b>Local</b>	5,386	4,402	7,874	7,387	6,113	7,952	6,685	5,103	6,391	6,208
<b>3A 3B 3C</b>	<b>Richmond</b>	<b>Local</b>	3,864	4,167	5,499	4,821	4,323	5,291	4,842	3,952	4,669	4,584
<b>4A 4B</b>	<b>Richmond</b>	<b>Local</b>	1,442	1,455	1,749	1,561	1,465	1,494	1,543	1,218	1,309	1,396
<b>5</b>	<b>Richmond</b>	<b>Local</b>	6,440	7,544	10,407	9,350	7,135	11,750	11,739	9,424	11,032	8,634
<b>7A 7B</b>	<b>Henrico</b>	<b>Local</b>	2,270	2,055	3,650	3,229	2,679	3,535	3,034	2,372	2,638	2,415
<b>8</b>	<b>Richmond</b>	<b>Local</b>	287	222								
<b>12</b>	<b>Richmond</b>	<b>Local</b>	1,800	2,560	2,999	2,876	2,151	2,735	2,448	1,726	1,834	1,723
<b>13</b>	<b>Richmond</b>	<b>Local</b>	504	456	525	556	554	793	609	471	577	576
<b>14</b>	<b>Richmond</b>	<b>Local</b>	2,201	1,773	2,940	2,366	2,035	2,673	2,410	1,560	2,128	1,735
<b>18</b>	<b>Henrico</b>	<b>Local</b>	110	90	86	73	53	74	112	103	118	147
<b>19</b>	<b>Henrico</b>	<b>Local</b>	441	1,022	1,659	1,548	1,250	1,759	1,880	1,473	1,669	1,531
<b>20</b>	<b>Richmond</b>	<b>Local</b>	1,129	2,399	991	812	804	1,052	1,144	886	938	882
<b>23</b>	<b>Henrico</b>	<b>Express</b>	1	100	41	37	19	20	38	91	86	54
<b>26</b>	<b>Henrico</b>	<b>Express</b>	588	804	580	501	313	545	560	537	558	461
<b>27</b>	<b>Henrico</b>	<b>Express</b>	615	651	653	630	428	717	576	555	608	634
<b>28</b>	<b>Henrico</b>	<b>Express</b>	20	270	81	74	68	115	56	113	84	93
<b>29</b>	<b>Henrico</b>	<b>Express</b>	1,209	1,357	1,586	1,358	968	1,540	1,385	1,460	1,686	1,721
<b>50</b>	<b>Richmond</b>	<b>Local</b>		326	198	481	190	262	215	208	223	198
<b>56</b>	<b>Henrico</b>	<b>Local</b>	117	266	122	105	95	123	78	145	132	162
<b>64</b>	<b>Richmond</b>	<b>Express</b>	1,317	1,417	1,839	1,598	1,088	1,629	1,401	1,567	1,600	1,679
<b>75</b>	<b>Richmond</b>	<b>Local</b>	31	84	43	19	19	45	61	7	21	24
<b>76</b>	<b>Richmond</b>	<b>Local</b>	98	106	136	106	77	155	95	64	103	93
<b>77</b>	<b>Richmond</b>	<b>Local</b>	184	82	273	184	169	243	132	111	136	164
<b>78</b>	<b>Richmond</b>	<b>Local</b>	589	558	1,183	1,066	831	1,017	857	697	688	567
<b>79</b>	<b>Henrico</b>	<b>Local</b>	167	177	220	195	228	424	359	326	373	334
<b>82</b>	<b>Chesterfield</b>	<b>Express</b>	926	1,077	1,135	1,063	598	1,322	1,291	1,305	1,421	1,285
<b>86</b>	<b>Richmond</b>	<b>Local</b>	148	133	277	347	269	389	512	327	365	334
<b>87</b>	<b>Richmond</b>	<b>Local</b>	249	669	361	288	217	647	490	416	521	408
<b>88</b>	<b>Richmond</b>	<b>Local</b>	41	213	94	75	47	47	53	21	14	107
<b>91</b>	<b>Henrico</b>	<b>Local</b>	259	330	519	475	402	441	490	353	446	426
<b>93</b>	<b>Henrico</b>	<b>Local</b>	77	137	65	50	52	89	80	46	78	125
<b>95</b>	<b>Petersburg</b>	<b>Express</b>	124	131	177	195	142	235	210	166	146	136
<b>Other</b>								12				
<b>Total</b>			<b>40,379</b>	<b>45,345</b>	<b>57,956</b>	<b>52,205</b>	<b>42,526</b>	<b>77,254</b>	<b>82,898</b>	<b>87,196</b>	<b>102,278</b>	<b>88,164</b>